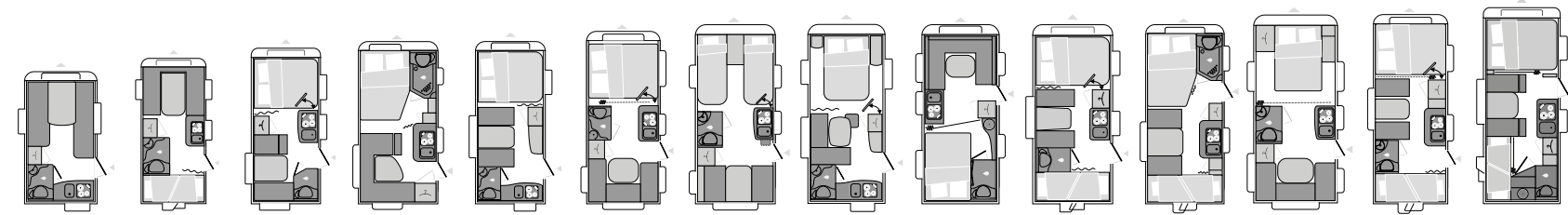




**Sterckeman.**

HAPPINESS IN YOUR HANDS

2017 collection ●●●



330 CP   370CE Kid's   390CP   400UL   420CP   430CP   450LJ   450CP   470CP   470PE Kid's   476PE Kid's   480CP   490PE Kid's   496PE Kid's

WEIGHTS & DIMENSIONS														
Berths	2	4	4	2/4	4	4	3	4	4	6	4/6	4	6	6/7
Overall Length (m)	5	5,40	5,70	5,90	5,90	6,20	6,40	6,40	6,40	6,40	6,40	6,70	6,70	6,90
External body length (m)	3,93	4,33	4,63	4,83	4,83	5,13	5,33	5,33	5,33	5,33	5,33	5,63	5,63	5,83
Internal length (m)	3,3	3,70	4,00	4,20	4,20	4,50	4,70	4,70	4,70	4,70	4,70	5,00	5,00	5,20
Overall height(m) / Internal height (m)	2,58/1,95	2,58 /1,95	2,58/1,95	2,58 /1,95	2,58 /1,95	2,58/1,95	2,58/1,95	2,58/1,95	2,58/1,95	2,58/1,95	2,58 /1,95	2,58/1,95	2,58/1,95	2,58/1,95
Overall width (m)	2,10	2,10	2,10	2,30	2,10	2,10	2,30	2,30	2,30	2,30	2,30	2,30	2,30	2,30
Internal width (m)	1,95	1,95	1,95	2,15	1,95	1,95	2,15	2,15	2,15	2,15	2,15	2,15	2,15	2,15
Empty weight (Kg.)	655	725	730	850	770	870	900	910	880	920	940	945	1010	1050
Mass in running order ( Kg.) +/-5%	672	742	747	867	787	887	917	927	897	976	957	962	1027	1067
Maxi authorised weight (Kg.)	750/1000	850/950/1000	850/950/1000	950/1050/1230	900/950/1000	990/1050/1230	1050/1150/1300	1050/1200/1300	1050/1200/1300	1130/1200/1300	1100/1200/1300	1100/1200/1300	1170/1300	1250/1350/1500
Available payload for options	25/275	41/141/191	43/143/193	21/121/301	51/101/151	38/98/278	56/156/306	56/206/306	86/236/336	67/137	56/156/256	68/168/268	53/183	81/181/331
Technical payload increase KG	-	-	✓ (1300kg)	✓ (1300kg)	✓ (1300kg)	-	✓ (1500kg)	-	✓ (1500kg)	✓ (1500kg)	✓ (1500kg)	✓ (1500kg)	✓ (1600kg)	✓ (1700kg)
Awning Length (m) +/- 5%	7,77	8,17	8,47	8,67	8,67	8,97	9,17	9,17	9,17	9,17	9,17	9,47	9,47	9,67
CHASSIS														
Opening windows	4	6	5	5	4	6	5	4	6	6	6	6	6	7
BEDROOM														
Dimensions front bed ( cm )	180x195 or 120x195	140/135x190	140x195	200x140	140x195	140x195	(85x195) and (85x200) or 195x210	140x195	120/150x210	140x210	200x140	150x200	140x210	140x210
Dimensions centre bed ( cm )	-	-	-	-	100x170	-	-	125x150	-	110x170	185x100	-	130x170	130x180
Dimensions rear bed ( cm )	-	(75x190)x2	125/110x190	190x120	-	140/125x190	100x210	-	140x200	(75x180) and (75x210)	75x215 (x2)	110/120x210	(75x210)x2	(80x190)x3
ELECTRICAL INSTALLATION														
Sockets 230V	1	2	3	4	3	4	4	5	4	4	5	4	5	6

« - » Not available | « ✓ » Optional

### EQUIPMENTS SERIE

#### CHASSIS

- Longer corner-steadies .
- Wheel trims.
- Awning light.
- Front window (except 450 CP ; 450LJ and 480CP in option).
- ABS light support.
- ABS front gas locker.
- Garage (100x64cm) (only 370CE Kid's ; 470PE Kid's ; 476PE Kid's ; 490PE Kid's).
- GRP Roof.
- Leisure Air-conditioning preparation (exceptf 330CP ; 390CP ; 420 CP).

#### EQUIPMENT

- Combined blinds & fly nets.
- TV-preparation ( socket and cable ).

#### KITCHEN

- Stainless steel sink & 3 burners.
- Refrigerator 85L (except 330CP : 70L : 490PE Kid's).
- Fresh water tank 25L.

#### BATHROOM

- Electrical Thetford cassette toilet (except 470PE Kid's : manual).
- Fold-away wash basin (only 390CP ; 400UL ; 476PE Kid's).
- Shower tray (except 400UL ; 470CP ; 476PE Kid's).
- Pre-equipment ventilated skylight (only 470CP ; 496PE Kid's).

#### BEDROOM

- Slatted bed bases (except 330CP ; 370CE Kid's).
- Bed gas strut (only 400UL ; 450LJ ; 476PE Kid's ; 480CP)
- Comfort mattresses ( 12 cm ) (except 330CP ; 370CE Kid's).

#### ELECTRICAL INSTALLATION

- Transformer / charger module 230V/12V including ground fault circuit breaker.

### PACK TOURING (optional)

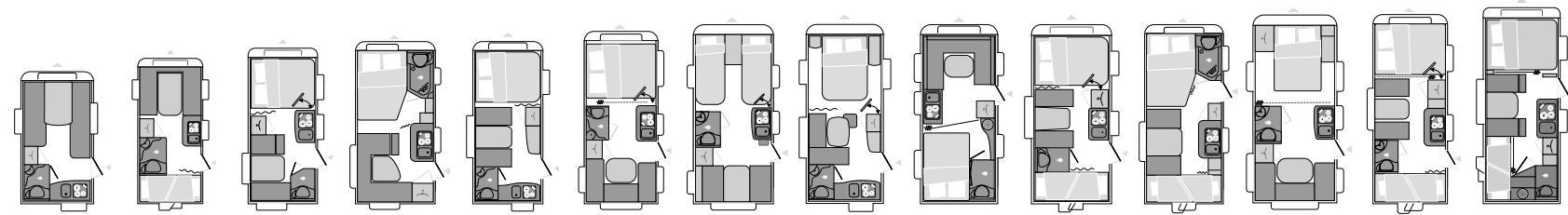
AKS 3004, shockabsorbers, luggage door 100x40 cm.

### PACK SPORTING (optional)

Alloy wheels + steel spare wheel, entrance mosquito net complete door, drawbar cover.

OPTIONS	330CP	370CE Kid's	390CP	400UL	420CP	430CP	450LJ	450CP	470CP	470PE Kid's	476PE Kid's	480CP	490PE Kid's	496PE Kid's
CHASSIS														
Shockabsorbers (3 Kg.)	✓	✓	✓	✓	✓	✓	✓	✓	✓	✓	✓	✓	✓	✓
ALKO Safety coupling ( 3 Kg. )	✓	✓	✓	✓	✓	✓	✓	✓	✓	✓	✓	✓	✓	✓
Heavy duty corner steadies (6 Kg.)	-	-	✓	✓	✓	✓	✓	✓	✓	✓	✓	✓	✓	S
Alloy wheels	✓	✓	✓	✓	✓	✓	✓	✓	✓	✓	✓	✓	✓	✓
Spare wheel in gas locker(16 Kg.)	✓	✓	✓	✓	✓	✓	✓	✓	✓	✓	✓	✓	✓	✓
A-frame cover (2 Kg. )	✓	✓	✓	✓	✓	✓	✓	✓	✓	✓	✓	✓	✓	✓
Ext. storage access( 75x30 cm ) ( 2 Kg. )	✓	✓	-	-	-	-	-	-	-	-	-	-	-	-
Ext. storage access( 100x40 cm )	-	-	✓	✓	✓	✓	✓	✓	✓	✓	✓	✓	✓	✓
Factory fitted Air-conditioning (30 Kg. )	-	✓	-	✓	-	✓	✓	✓	✓	✓	✓	✓	✓	✓
White GRP side-panels	✓	✓	✓	✓	✓	✓	✓	✓	✓	✓	✓	✓	✓	✓
EQUIPMENT														
TRUMATIC 3004 Gasheater (10 Kg. )	✓	✓	✓	✓	✓	✓	✓	✓	✓	✓	✓	✓	✓	✓
CARAHEAT														
Blown air heating 12V (4 Kg. )	-	-	-	✓	-	✓	✓	-	✓	✓	✓	✓	✓	✓
ULTRA HEAT														
Trumatic water heater 5L (4 Kg. )	✓	✓	✓	✓	✓	✓	✓	✓	✓	✓	✓	✓	✓	✓
Trumatic water heater 10L ( 230V/GAZ ) (7kg)	-	-	-	-	-	-	-	-	✓	-	-	-	-	✓
Entrance mosquito net complete door ( 3 Kg. )	✓	✓	✓	✓	✓	✓	✓	✓	✓	✓	✓	✓	✓	✓
Skylight 70x50 (cm ) (2 Kg.)	✓	✓	✓	✓	✓	✓	✓	✓	✓	✓	✓	✓	✓	✓
Mât (3kg)	✓	✓	✓	✓	✓	✓	✓	✓	✓	✓	✓	✓	✓	✓
Superior upholstery	✓	✓	✓	✓	✓	✓	✓	✓	✓	✓	✓	✓	✓	✓
KITCHEN														
Compressor refrigerator XL Freeze 150L (15kg)	-	-	-	✓	-	-	-	-	✓	✓	✓	✓	S	✓
Waste water tank 30L (wheeled) (5 Kg. )	✓	✓	✓	✓	✓	✓	✓	✓	✓	✓	✓	✓	✓	✓
BATHROOM														
Shower with flexible hose (2kg)	✓	✓	-	-	✓	✓	✓	✓	-	✓	-	✓	✓	-
Shower column + curtain + Shower with flexible hose (5kg)	-	-	✓	-	-	-	-	-	-	-	-	-	-	✓
Shower column + curtain + Shower with flexible hose + Shower tray (8kg)	-	-	-	✓	-	-	-	-	-	-	✓	-	-	-
Lateral doors translucent walls + shower tray + Shower with flexible hose + ventilated skylight (15kg)	-	-	-	-	-	-	-	-	✓	-	-	-	-	-
BEDROOM														
Bed gas strut (1kg)	-	-	✓	✓	✓	✓	✓	✓	✓	✓	✓	✓	✓	✓
ELECTRICAL INSTALLATION														
Leisure Battery preparation ( 2 Kg. )	✓	✓	✓	✓	✓	✓	✓	✓	✓	✓	✓	✓	✓	✓
Electrical floor heating ( 5 Kg. )	-	-	-	✓	✓	-	✓	-	✓	-	✓	✓	-	✓

« - » Not available | « S » Standard | « ✓ » Optional



330 CP   370CE Kid's   390CP   400UL   420CP   430CP   450LJ   450CP   470CP   470PE Kid's   476PE Kid's   480CP   490PE Kid's   496PE Kid's

## EQUIPMENTS SERIE

### CHASSIS

- Shockabsorbers.
- ALKO Safety coupling.
- Longer corner-steadies .
- Heavy duty corner steadies (only 496PE Kid's).
- Wheel trims.
- Awning light.
- Front window (except 450Cp; 450LJ; 480CP in option).
- ABS light support.
- ABS front gas locker.
- Ext. storage access( 75x30 cm ) (only 330CP and 370CE Kid's).
- Ext. storage access( 100x40 cm ) (except 330CP and 370CE Kid's).
- Garage (100x64cm) (only 370PE; 470PE Kid's; 476PE Kid's; 490PE Kid's).
- GRP Roof.
- Leisure Air-conditioning preparation (except 330CP; 390CP; 420CP).
- White GRP side-panels.

### EQUIPMENT

- Trumatic water heater 5L .
- Combined blinds & fly nets.
- Skylight 70x50 (cm ) (2 Kg.).
- TV-preparation ( socket and cable ).
- Superior upholstery.

### KITCHEN

- Stainless steel sink & 3 burners.
- Refrigerator 85L (except 330CP : 70L ; 490PE Kid's ; 496PE Kid's in option).
- Fresh water tank 25L.
- Waste water tank 30L (wheeled).

### BATHROOM

- Electrical Thetford cassette toilet (except 470PE Kid's : manual).
- Fold-away wash basin (only 390CP ; 400UL ; 476PE Kid's).
- Shower tray (except 400UL ; 470CP ; 476PE Kid's).
- Shower with flexible hose (except 390CP ; 400UL ; 470CP ; 476PE Kid's).
- Pre-equipment ventilated skylight (only 470CP ; 496PE Kid's).

### BEDROOM

- Slatted bed bases (except 330CP ; 370CE Kid's).
- Bed gas strut (except 330CP ; 370CE Kid's).
- Comfort mattresses ( 15 cm ) (except 330CP ; 370CE Kid's).

### ELECTRICAL INSTALLATION

- Transformer / charger module 230V/12V including ground fault circuit breaker.

## PACK TOURING (optional)

AKS 3004, shockabsorbers, luggage door 100x40 cm.

## PACK SPORTING (optional)

Alloy wheels + steel spare wheel, entrance mosquito net complete door, drawbar cover.

## OPTIONS

### CHASSIS

	330CP	370CE Kid's	390CP	400UL	420CP	430CP	450LJ	450CP	470CP	470PE Kid's	476PE Kid's	480CP	490PE Kid's	496PE Kid's
Heavy duty corner steadies (6 Kg.)	-	-	✓	✓	✓	✓	✓	✓	✓	✓	✓	✓	✓	S
Alloy wheels	✓	✓	✓	✓	✓	✓	✓	✓	✓	✓	✓	✓	✓	✓
Spare wheel in gas locker(16 Kg.)	✓	✓	✓	✓	✓	✓	✓	✓	✓	✓	✓	✓	✓	✓
A-frame cover (2 Kg.)	✓	✓	✓	✓	✓	✓	✓	✓	✓	✓	✓	✓	✓	✓
Factory fitted Air-conditioning (30 Kg.)	-	✓	-	✓	-	✓	✓	✓	✓	✓	✓	✓	✓	✓

### EQUIPMENT

TRUMATIC 3004 Gasheater (10 Kg.)	✓	✓	✓	✓	✓	✓	✓	✓	✓	✓	✓	✓	✓	✓
CARAHEAT (4kg)	✓	✓	✓	-	✓	-	✓	✓	-	✓	-	-	✓	✓
Blown air heating 12V (4 Kg.)	-	-	-	✓	-	✓	✓	-	✓	✓	✓	✓	✓	✓
ULTRA HEAT (2KG)	-	-	-	✓	✓	✓	✓	-	✓	-	✓	✓	-	-
Trumatic water heater 10L ( 230V/GAZ )	-	-	-	-	-	-	-	-	✓	-	-	-	-	✓
Entrance mosquito net complete door ( 3 Kg.)	✓	✓	✓	✓	✓	✓	✓	✓	✓	✓	✓	✓	✓	✓

### KITCHEN

Compressor refrigerator XL Freeze 150L (15kg)	-	-	-	✓	-	-	-	-	✓	✓	✓	✓	S	S
---	---	---	---	---	---	---	---	---	---	---	---	---	---	---

### BATHROOM

Shower column + curtain + Shower with flexible hose (5kg)	-	-	✓	-	-	-	-	-	-	-	-	-	-	✓
Shower column + curtain + Shower with flexible hose + Shower tray (8kg)	-	-	-	✓	-	-	-	-	-	-	✓	-	-	-
Lateral doors translucent walls + shower tray + Shower with flexible hose + ventilated skylight (15kg)	-	-	-	-	-	-	-	-	✓	-	-	-	-	-

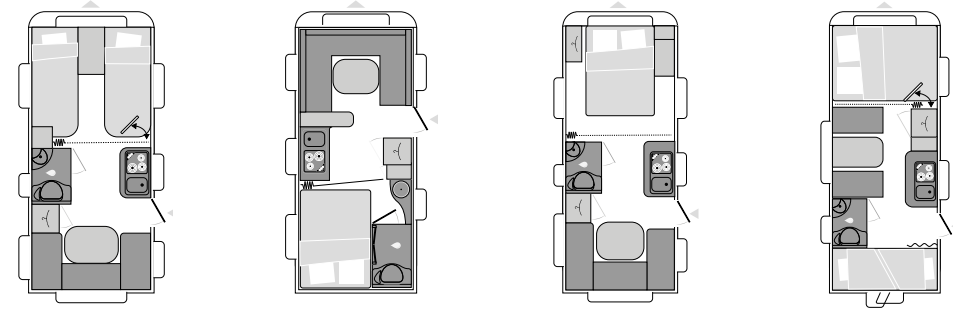
### ELECTRICAL INSTALLATION

Leisure Battery preparation ( 2 Kg.)	✓	✓	✓	✓	✓	✓	✓	✓	✓	✓	✓	✓	✓	✓
Electrical floor heating ( 5 Kg.)	-	-	-	✓	✓	-	✓	-	✓	-	✓	✓	-	✓

« - » Not available | « S » Standard | « ✓ » Optiona

WEIGHTS & DIMENSIONS	330 CP	370CE Kid's	390CP	400UL	420CP	430CP	450LJ	450CP	470CP	470PE Kid's	476PE Kid's	480CP	490PE Kid's	496PE Kid's
Berths	2	4	4	2/4	4	4	3	4	4	6	4/6	4	6	6/7
Overall Length ( m )	5	5,40	5,70	5,90	5,90	6,20	6,40	6,40	6,40	6,40	6,40	6,70	6,70	6,90
External body length ( m )	3,93	4,33	4,63	4,83	4,83	5,13	5,33	5,33	5,33	5,33	5,33	5,63	5,63	5,83
Internal length ( m )	3,3	3,70	4,00	4,20	4,20	4,50	4,70	4,70	4,70	4,70	4,70	5,00	5,00	5,20
Overall height(m) / Internal height ( m )	2,58/1,95	2,58 /1,95	2,58 /1,95	2,58 /1,95	2,58 /1,95	2,58 /1,95	2,58 /1,95	2,58 /1,95	2,58 /1,95	2,58 /1,95	2,58 /1,95	2,58 /1,95	2,58 /1,95	2,58 /1,95
Overall width ( m )	2,10	2,10	2,10	2,30	2,10	2,10	2,30	2,30	2,30	2,30	2,30	2,30	2,30	2,30
Internal width ( m )	1,95	1,95	1,95	2,15	1,95	1,95	2,15	2,15	2,15	2,15	2,15	2,15	2,15	2,15
Empty weight ( Kg.)	655	725	730	850	770	870	900	910	880	920	940	945	1010	1050
Mass in running order ( Kg.) +/-5%	711	781	786	906	826	926	956	966	936	976	996	1001	1066	1106
Maxi authorised weight (Kg.)	800/1000	900/950/1000	900/1000	1050/1100/1230	950/1000	1050/1230/1300	1050/1150/1300	1050/1200/1300	1100/1200/1300	1200/1300	1200/1300	1200/1300	1250/1300	1300/1400/1500
Available payload for options	36/236	52/102/152	54/154	82/132/262	62/112	59/239/309	17/117/267	17/167/267	97/197/297	137/237	117/217	129/229	94/144	92/192/292
Technical payload increase KG	-	-	✓ (1300kg)	✓ (1300kg)	✓ (1300kg)	-	✓ (1500kg)	-	✓ (1500kg)	✓ (1500kg)	✓ (1500kg)	✓ (1500kg)	✓ (1600kg)	✓ (1700kg)
Awning Length (m) +/- 5%	7,77	8,17	8,47	8,67	8,67	8,97	9,17	9,17	9,17	9,17	9,17	9,47	9,47	9,67
<b>CHASSIS</b>														
Opening windows	4	6	5	5	4	6	5	4	6	6	6	6	6	7
<b>BEDROOM</b>														
Dimensions front bed ( cm )	180x195 of 120x195	140/135x190	140x195	200x140	140x195	140x195	(85x195) and (85x200) or 195x210	140x195	120/150x210	140x210	200x140	150x200	140x210	140x210
Dimensions centre bed ( cm )	-	-	-	-	100x170	-	-	-	125x150	-	110x170	185x100	-	130x170
Dimensions rear bed ( cm )	-	(75x190)x2	125/110x190	190x120	-	140/125x190	100x210	-	140x200	(75x180) and (75x210)	75x215 (x2)	110/120x210	(75x210)x2	(80x190)x3
<b>ELECTRICAL INSTALLATION</b>														
Sockets 230V	1	2	3	4	3	4	4	5	4	4	5	4	5	6

« - » Not available | « ✓ » Optional



## EQUIPMENTS SERIE

### CHASSIS

- Shockabsorbers.
- ALKO Safety coupling.
- Crank conduit for easy access to the corner-steadies.
- Heavy duty corner steadies.
- Wheel trims.
- Awning light.
- Front window.
- Bumper with integrated LED.
- 3rd brake light.
- Curved ABS front with rounded front-window and integrated gas locker.
- Ext. storage access( 100x40 cm ).
- garage (100x64cm) (only 490PE)
- GRP Roof.
- Leisure Air-conditioning preparation.
- White GRP side-panels.

### EQUIPMENT

- TRUMATIC 3004 Gasheater.
- Blown air heating 12V.
- Trumatic water heater 5L.
- Combined blinds & fly nets.
- Skylight 70x50 cm.
- TV-preparation ( socket and cable ).
- Superior upholstery .

### KITCHEN

- Stainless steel sink & 3 burners
- Refrigerator 85L.
- Fresh water tank 25L
- Waste water tank 30L (wheeled).

### BATHROOM

- Electrical Thetford cassette toilet.
- Shower tray (except 475CP).
- Shower with flexible hose (2kg) (except 475CP).
- Lateral doors translucent walls + shower tray + Shower with flexible hose + ventilated skylight (only 475CP).

### BEDROOM

- Slatted bed bases.
- Bed gas strut.
- Bed make-up system with slats retained on track (only 460LJ).
- Comfort mattresses ( 15 cm ).
- Lightening parental bedroom: 2 multi-directional Spots + LED strip.

### ELECTRICAL INSTALLATION

- Transformer / charger module 230V/12V including ground fault circuit breaker.
- USB.

### PACK SPORTING (optional)

Alloy wheels + steel spare wheel, entrance mosquito net complete door, drawbar cover.

### PACK ARCTIC (optional)

Floor heating, leisure battery preparation, mast, Ultra Heat.

## OPTIONS

### CHASSIS

ALKO Trailer Stability Control (ATC) (5kg)

Alloy wheels

Spare wheel in gas locker(16 Kg.)

Drawbar cover (2kg)

Factory fitted Air-conditioning (30 Kg.)

### EQUIPMENT

ULTRA HEAT (2kg)

Trumatic water heater 10L ( 230V/GAZ )

Entrance mosquito net complete door (3 Kg)

Panoramical skylight HEKI 2

### KITCHEN

Compressor refrigerator XL Freeze 150L (15kg)

Fixed fresh water tank 40L

### BATHROOM

shower curtain

### ELECTRICAL INSTALLATION

Leisure Battery preparation ( 2 Kg. )

Electrical floor heating ( 5 Kg. )

	460LJ	475CP	480CP	490PE
<b>CHASSIS</b>				
ALKO Trailer Stability Control (ATC) (5kg)	✓	✓	✓	✓
Alloy wheels	✓	✓	✓	✓
Spare wheel in gas locker(16 Kg.)	✓	✓	✓	✓
Drawbar cover (2kg)	✓	✓	✓	✓
Factory fitted Air-conditioning (30 Kg.)	✓	✓	✓	✓
<b>EQUIPMENT</b>				
ULTRA HEAT (2kg)	✓	✓	✓	✓
Trumatic water heater 10L ( 230V/GAZ )	-	✓	-	-
Entrance mosquito net complete door (3 Kg)	✓	✓	✓	✓
Panoramical skylight HEKI 2	✓	✓	✓	✓
<b>KITCHEN</b>				
Compressor refrigerator XL Freeze 150L (15kg)	✓	✓	✓	S
Fixed fresh water tank 40L	✓	✓	✓	✓
<b>BATHROOM</b>				
shower curtain	✓	-	✓	✓
<b>ELECTRICAL INSTALLATION</b>				
Leisure Battery preparation ( 2 Kg. )	✓	✓	✓	✓
Electrical floor heating ( 5 Kg. )	✓	✓	✓	✓

« - » Not available | « S » Standard | « ✓ » Optional

MASSE und GEWICHTE	460LJ	475CP	480CP	490PE
Berths	4	4	4	6
Overall Length ( m )	7,00	7,00	7,00	7,00
External body length ( m )	5,77	5,77	5,77	5,77
Internal length ( m )	5,00	5,00	5,00	5,00
Overall height(m) / Internal height ( m )	2,58 /1,95	2,58 /1,95	2,58 /1,95	2,58 /1,95
Overall width ( m )	2,30	2,30	2,30	2,30
Internal width ( m )	2,15	2,15	2,15	2,15
Empty weight ( Kg.)	1145	1130	1130	1155
Mass in running order ( Kg. ) +/-5%	1167	1152	1152	1177
Maxi authorised weight (Kg.)	1300/1400/1500	1300/1400/1500	1300/1400/1500	1300/1400/1500
Available payload for options	53/153/253	78/178/278	78/178/278	33/133/233
Technical payload increase KG	✓ (1700kg)	✓ (1700kg)	✓ (1700kg)	✓ (1700kg)
Awning Length (m) +/- 5%	9,62	9,62	9,62	9,62
<b>CHASSIS</b>				
Opening windows	8	6	8	7
<b>BEDROOM</b>				
Dimensions front bed ( cm )	85x200-85x195 ou 195x 210	150x210	150x200	140x210
Dimensions centre bed ( cm )	-	-	-	130x170
Dimensions rear bed ( cm )	130/120x210	140x200	110/125x210	(75x210)x2
<b>ELECTRICAL INSTALLATION</b>				
Sockets 230V	4	5	5	5

« - » Not available | « ✓ » Optional



***Sterckeman.***

1 avenue de Rochebonne - CS 69003  
07302 Tournon-sur-Rhône Cedex - France  
[www.sterckeman-caravans.com](http://www.sterckeman-caravans.com)

Design and execution Valcom, France. Fotos © L'OEIL Ecoute, Getty images - Istock - Troels Grawgaard. Fashion design Laure Kie. Photos and documents are not contractual. All technical specifications were valid when this brochure was printed 07/2016, but are non-promissory, and the manufacturer reserves the right to makes changes.

